

# **U.S. Chamber of Commerce Economic Outlook September 2010**



**Economic Policy Division**

*Alex LeBeau 1-7-2011*

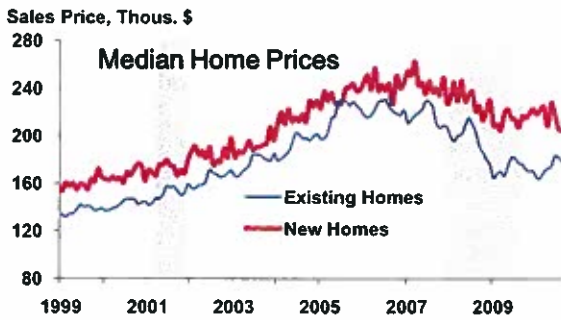
## Comparing Recessions

| Trough             | GDP Loss<br>(Peak to<br>Trough) | GDP Growth<br>in the<br>following year | Employment<br>Loss<br>(Total) | Increase in<br>Unemployment Rate<br>(% Point Change,<br>Total) | Months from end<br>of recession until<br>we reached prior<br>employment peak | Average monthly<br>payroll employment<br>growth in year<br>following trough<br>(thous.) |
|--------------------|---------------------------------|--|-------------------------------|--|--|---|
| May 1954 (II)      | -2.5 (%)                        | 7.9 (%)                                | -3.4 (%)                      | 3.5  | 13   | 129   |
| April 1958 (II)    | -3.1                            | 9.6                                    | -4.2                          | 3.3  | 12   | 191   |
| February 1961 (I)  | -0.5                            | 7.5                                    | +0.4                          | 1.9  | 10   | 136   |
| November 1970 (IV) | -0.2                            | 4.5                                    | -1.2                          | 2.6  | 6  | 120   |
| March 1975 (I)     | -3.2                            | 6.2                                    | -1.9                          | 4.2  | 9  | 200   |
| November 1982 (IV) | -2.6                            | 7.7                                    | -3.1                          | 3.6  | 12   | 257   |
| March 1991(I)      | -1.4                            | 2.6                                    | -1.4                          | 2.3  | 23   | -20   |
| November 2001 (IV) | +0.7                            | 1.9                                    | -2.0                          | 2.0  | 39   | -47   |
| June 2009          | -4.1                            | 3.0                                    | -6.1                          | 5.1  | N/A  | -18   |



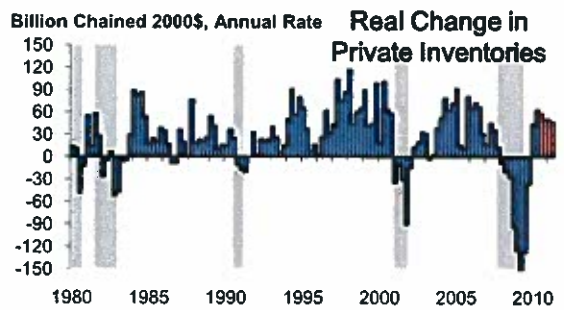
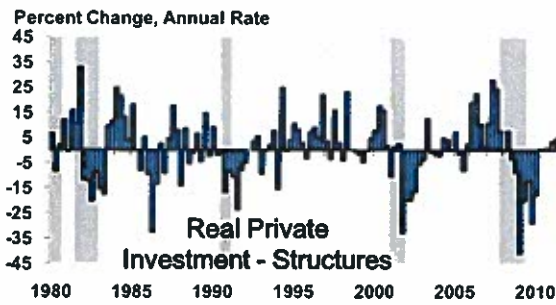
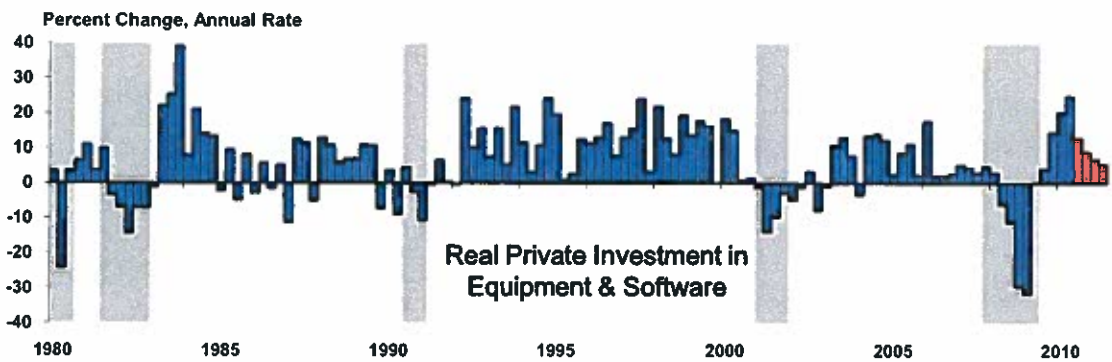
U.S. CHAMBER OF COMMERCE

# Housing Market Trends



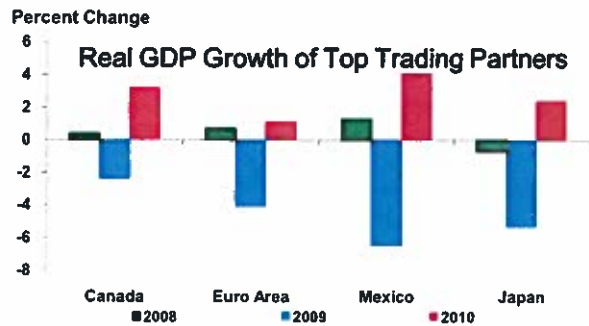
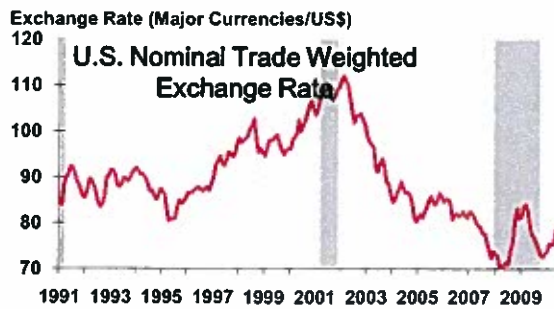
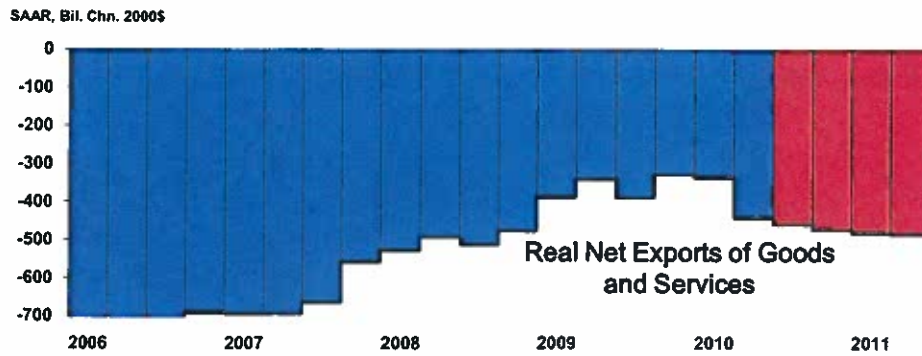
U.S. CHAMBER OF COMMERCE

# Investment



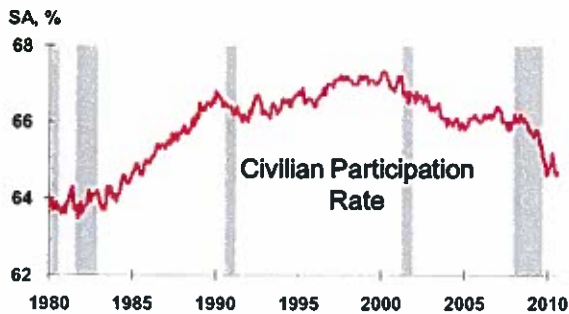
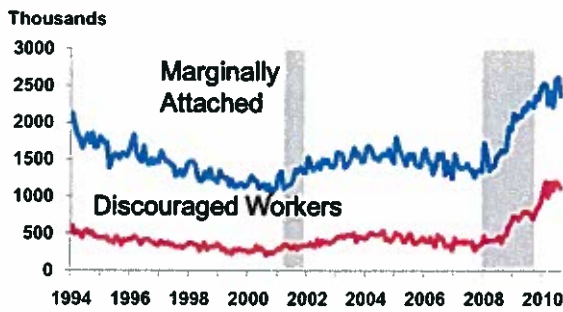
U.S. CHAMBER OF COMMERCE

# U.S. Trade



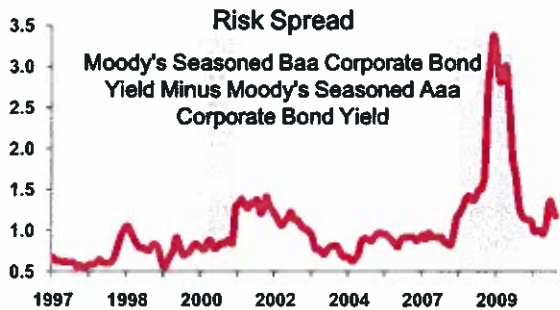
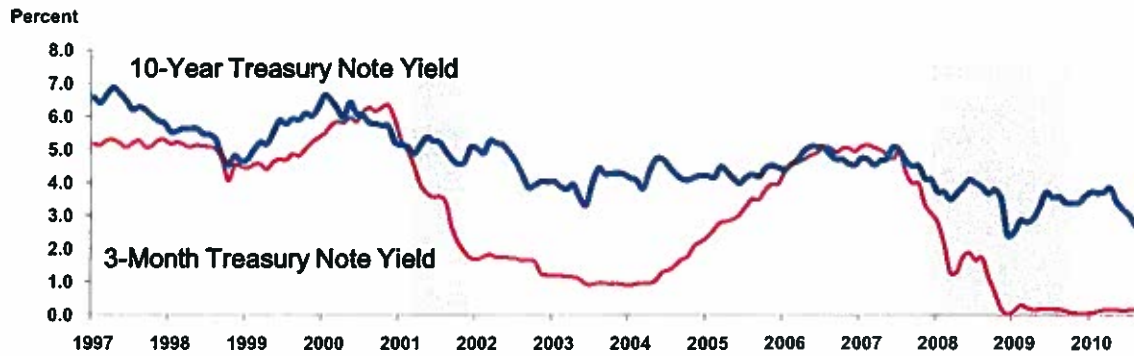
U.S. CHAMBER OF COMMERCE

# Labor Market



U.S. CHAMBER OF COMMERCE

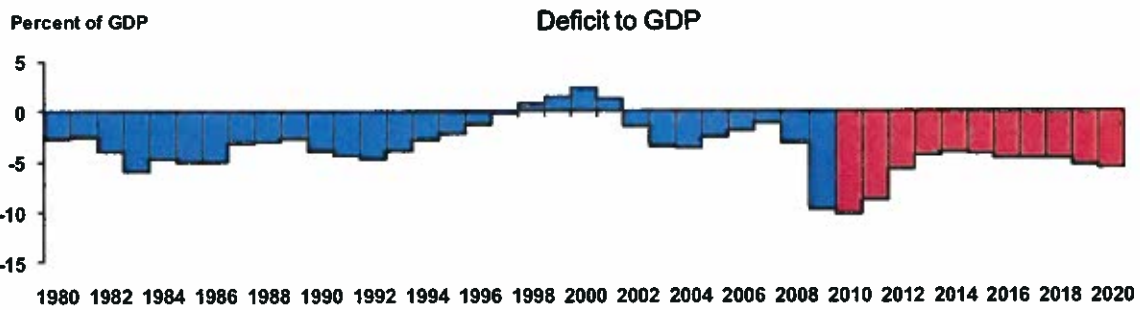
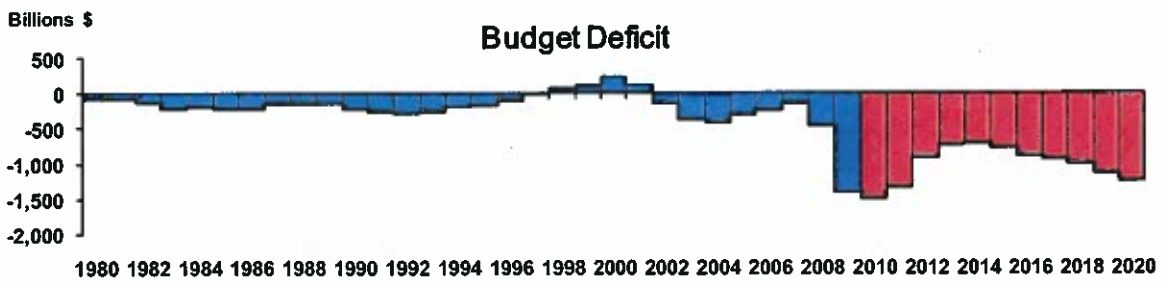
# Interest Rates & Spreads



U.S. CHAMBER OF COMMERCE

# The President's Budget

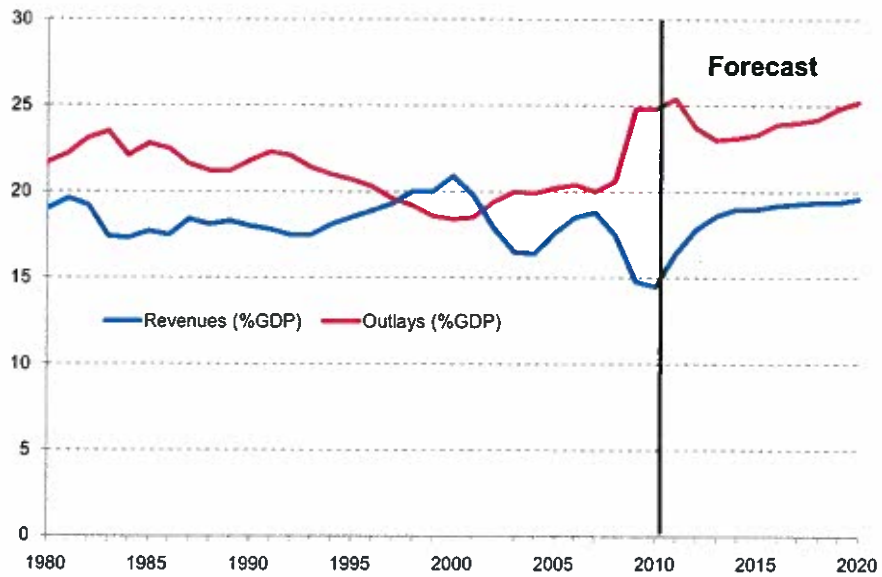
(CBO's Forecast of the President's Budget)



U.S. CHAMBER OF COMMERCE



# Government Revenues and Outlays (% of GDP)



U.S. CHAMBER OF COMMERCE